



Headquarters:

NO.9 Xuqing Road,Xuguan Development Zone,  
Suzhou,Jiangsu,China,215151

E-Mail:[info@elevators.cn](mailto:info@elevators.cn)

Tel: +86 512 6618 1118

<http://www.Elevators.cn>

<http://www.facebook.com/larssonelevatorcn>

The brochure is only for your reference. Please refer to the respective technical documents, subject to change without notice.

LARSSON Elevator All Rights Reserved.

LARSSON2017.03

A photograph of a modern, luxurious interior featuring a large, curved staircase with light-colored carpeting and dark wood railings. The space is bright and airy, with a high ceiling and large windows. A small table with a vase of flowers is visible in the background.

# HOME ELEVATOR

LARSSON ELEVATOR CO.,LTD





**SAFE HOME LIFT  
HAPPY FAMILY LIFE**



# LARSSON HOME ELEVATOR

PRODUCT PERFORMANCE



LARSSON home elevator/lift adheres to the top-tech in the world's private elevator field. It inherits the classical international design concept and deduces a luxurious dream in your home art. It grants a full play of an overall supreme quality at your house. LARSSON creates a clean and bright space which perfectly matches into harmony of your home. It adds more of the elevator interest and fulfills your home elevator dream. LARSSON home elevator/lift lets you fully enjoy the wonderful life.



## Excellent drive, High efficient and energy saving

The excellent performance of gearless machine makes the elevator running calmly with less magnetic noise and vibration. Worm gear and worm drive and gear box have been removed, but coaxial drive technology, digital frequency conversion technology and group computer control technology have been combined and been applied to elevator instead, which reduce noise and vibration. Meanwhile, reduce maintenance cost.



## Accurate control, Safe and reliable

LARSSON Home elevator adopts microcomputer control technology including self-diagnose system, intelligent group control system, which guarantee safety and reliable operation.



## People oriented, Environment friendly

Lubrication is unnecessary for gearless traction machine, which reduce oil pollution.



- Quiet and easy to install
- Power consumption like any household electrical appliance
- Electrical 110-240v outlet
- Requires a small space
- Overcomes architectural barriers





# LARSSON HOME ELEVATOR

A USER-FRIENDLY HOME



## ➤ EASY

LARSSON Home Elevator quick installation procedure requires minimum builders' work. The installation also needs limited regulatory approval and benefits from reduced maintenance costs and low energy consumption by using the standard household 110-240V outlets.

## ➤ SAFE

With the car being fully enclosed on three sides and the use of internal photocell sensors, passenger safety is always guaranteed. An operating key is located on the push button panel to prevent unauthorized use. In the event of a complete power failure the car is automatically brought to a landing, allowing passengers to safely exit.

## ➤ ACCESSIBLE

LARSSON Home Elevator is an affordable solution ideal for those with impaired mobility or special needs. The push button control panel is located at a comfortable and accessible height.



# LARSSON HOME

## ELEVATOR

CAR  
DECORATION



- **HC101 (Standard)**
- Ceiling** Hairline stainless steel, down light
  - Car walls** Hairline stainless steel
  - Floor** PVC



- **HC102 (Leisure)**
- Ceiling** Wooden veneer, decorative light
  - Car walls** Wooden veneer, decorative mirror
  - Handrail** HOP005
  - Floor** Wood floor
  - Baseboard** Wood floor



Note: Pictures have been drawn by computer. It might be slightly different from actual colors.  
Please take real product as criterion.



- **HC103 (Elegant)**
- Ceiling** Wooden veneer, fluorescent down light
  - Car walls** Wooden veneer, etching mirror
  - Handrail** Titanium stainless steel
  - Floor** Marble mosaic, carpet



- **HC117**
- Ceiling** White paint, LED down light, mirror stainless steel
  - Side car wall** Wood fire board, mirror stainless steel
  - Back car wall** Mirror stainless etching, mirror stainless steel
  - Front car wall** Mirror stainless steel
  - Handrail** Process guardrail
  - Floor** Marble



Note: Pictures have been drawn by computer. It might be slightly different from actual colors.  
Please take real product as criterion.

# LARSSON HOME

## ELEVATOR CAR DECORATION



### ➤ HC115

<b>Ceiling</b>	White paint, LED down light, rose gold mirror stainless steel
<b>Side car wall</b>	Color plate, rose gold mirror stainless steel
<b>Back car wall</b>	Rose gold mirror stainless steel, rose gold mirror stainless etching
<b>Front car wall</b>	Rose gold mirror stainless steel
<b>Handrail</b>	Process guaidrail
<b>Floor</b>	Marble


### ➤ HC106

<b>Ceiling</b>	Hairline stainless steel, acrylic
<b>Car walls</b>	Wooden veneer, mirror stainless steel
<b>Floor</b>	Marble mosaic



### ➤ HC107

<b>Ceiling</b>	Mirror stainless steel, acrylic, fluorescent down light
<b>Car walls</b>	Etching glass, stainless steel
<b>Handrail</b>	Hairline stainless steel tube
<b>Floor</b>	Marble



### ➤ HC109

<b>Ceiling</b>	Mirror stainless steel, acrylic, LED light
<b>Car walls</b>	Medium Density Fiberboard
<b>Floor</b>	FR101



Note: Pictures have been drawn by computer. It might be slightly different from actual colors. Please take real product as criterion.

Note: Pictures have been drawn by computer. It might be slightly different from actual colors. Please take real product as criterion.



# LARSSON HOME ELEVATOR DECORATION SERIES



## COP




HOP002 (Standard)



HOP003



HOP004



HOP005



HOP010

## Ceiling



HCL001 (Standard)



HCL002



HCL003

## LOP



HHB007(Standard)



HHB014(Standard)



HHB023



HHB019



HHB017

## Button



JA-5M(White)



JA-9M(Blue and white)



JA-11M(Blue and white)



JA-5M(Blue)



JA-9M(Blue)



JA-11M(Blue)

Note: Pictures have been drawn by computer. It might be slightly different from actual colors. Please take real product as criterion.



# LARSSON HOME

## ELEVATOR DECORATION SERIES



Steel frame or Aluminum alloy frame



White



Black



Golden



Gray

### ➤ Manual Opening Door



**Door frame** HLD001 white  
**Door handle** HD002



**Door frame** HLD002H reddish brown rosewood  
**Door handle** HD003



**Door frame** HLD003 champagne  
**Door handle** HD001 champagne



**Door frame** HLD004H silver oxide  
**Door handle** HD001

### ➤ Door handle



HD001



HD002



HD003



HD004

Note: Pictures have been drawn by computer. It might be slightly different from actual colors. Please take real product as criterion.


Note: Pictures have been drawn by computer. It might be slightly different from actual colors. Please take real product as criterion.



# LARSSON HOME

## ELEVATOR

AUTOMATIC  
DOOR SERIES




**LD101**  
Door plank Mirror etching

**LD201**  
Door plank Titanium mirror etching



**LD102**  
Door plank Mirror etching

**LD202**  
Door plank Titanium mirror etching



**LD103**  
Door plank Mirror etching

**LD203**  
Door plank Titanium mirror etching



**LD104**  
Door plank Mirror etching

**LD204**  
Door plank Titanium mirror etching

Note: Pictures have been drawn by computer. It might be slightly different from actual colors.  
Please take real product as criterion.





Floor type	Floor style	Material	Floor type	Floor style	Material
FR101		PVC Floor	FR102		PVC Floor
FR103		PVC Floor	FR104		PVC Floor
FR105		PVC Floor	FR106		PVC Floor
FR107		PVC Floor	FR108		PVC Floor
FR001		Marble Floor	FR002		Marble Floor
FR003		Marble Floor	FR004		Marble Floor
FR005		Marble Floor	FR006		Marble Floor
FR007		Marble Floor	FR008		Marble Floor

Note: Pictures have been drawn by computer. It might be slightly different from actual colors.  
Please take real product as criterion.







LARSSON HOME

ELEVATOR

FUNCTION  
TABLE



GENERAL  
PROTECTION

Closing time protection	LOP button embedded self-diagnosis
Emergency lighting in the car	Protection against reverse travel
Overload warning (caution light and buzzer)	Prevent slipping protection
The screen door protection device	Safety circuit protection
Car roof and control cabinet emergency electric operation	Limit protection
Fault automatic diagnosis	Upper and lower limit protection device
Alarm bell	Door interlock protection
Hitting the bottom buffer device	Operation contractor protection
Outside door zone without opening door	Brake detection and protection
Wave detection of grid voltage	Driven equipment overheating protection (OHT)
Contractor feedback detection	Electric brake
Relay detection protection	Automatic rescue device
Speed feed ack detection	One-touch dial ○
Fault low-speed self-rescue	



INFORMATION  
DISPLAY

Hall and car digital position indicator	Running number display
Hall and car call/register	Floor display character arbitrary setting
Hall and car running direction display	



COMFORTABLE  
RIDE

Hall and car door setting time	Input port evaluation
Open and close button	Manually selected floor
Automatic ventilation and lighting of automatic control in car	Cancellation of wrong landing
LOP calls door opening	Voice announcement ○
Repeated closing door	LED display ○
Bypassed stop setting	



SECURITY  
MONITORING

Intercom from monitor room to machine room, car (Exclude machine room wired to monitor room)	Card reader	○
	BA interface (Dry contact)	○
CCTV cable (From car to machine room)	Community monitoring panel	○
Elevator remote control	Community computer monitoring	○



SMOOTH  
RUNNING

Return to base station without call	Upon elevator floor setting
Full collective control	Shaft self-learning
Full-load direct running (LNS)	End station for speed and floor number correction
Automatic door switch	Parking
Pre-torque output	

Note: ○ is optional function