

### Suzhou Asia Fuji Elevator Co., Ltd.

Add: I-PARK, #88, DONGCHANG ROAD, SIP, SUZHOU, CHINA

P.C: 215000

Tel: 0086-512-67901358

Fax: 0086-512-67903398

E-mail: info@asiafuji-china.com

Https://www.asiafuji-china.com www.asiafujiiparts.com

It is an ordinary information publication. We keep the right of alter the product design and description at any time.  
If there is any dispute out of the literal meaning of any product description, use or quality, the description and alteration of any sales contract, our company will not bear any responsibilities therefrom.  
Because of the restriction of the printing technology if there is any slight difference between the actual machining color and that from this pamphlet, please take the actual material and color sample as the criterion.

# ASIA FUJI

**HOME**  
ELEVATOR SERIES



Suzhou Asia Fuji Elevator Co., Ltd.



# Company Profile

Asia Fuji is a company with nearly 3 decades history, specializing in elevators series business

Elevator series	Residence	Office Building	Hotel	Market	Hospital	Home	Public buildings	Factory
Small machine room passenger elevator	•	•	•	•	•	•	•	•
Machine roomless passenger elevator	•	•	•	•	•	•	•	•
Panoramic elevator	•	•	•	•	•	•	•	•
Home elevator						•		
Hospital elevator					•			
Freight elevator		•	•	•	•			•
Car elevator				•	•		•	
Escalator			•	•	•		•	
Moving walk					•		•	



Suzhou Asia Fuji Elevator Co., Ltd is established in the beautiful city Suzhou, we are a professional designer, manufacturer, trader, installer and maintainer of full range of elevator products, such as passenger elevator, panoramic elevator, home elevator, hospital elevator, cargo elevator, escalator and travelator.

"Asia Fuji" elevator R&D is in the charge of Asia Fuji Elevator (HK) Ltd, a strategic partner of Japan Fuji エレベーター. As a well-known brand in the world market, "Asia Fuji" elevator has enjoyed a good reputation in domestic and overseas market with its quality&price ratio. Suzhou Asia Fuji Elevator Co., Ltd has its production base in Jiangxi Province, with more than 20 years elevator production experience, high quality production line and standard management system.

As a professional elevator supplier, Suzhou Asia Fuji Elevator Co., Ltd is not only an equipment supplier. From the time of its establishment, we position ourselves at the front line of international competition; actively participate in the marketing with new vision. As to the complicated and high requirement elevator project, we innovate the idea of "elevator packaging solution supply", tailor making the high quality product to meet customers' demands. Suzhou Asia Fuji Elevator Co., Ltd persistently aims to bring superior quality elevator product, excellent service and enhance the purchasing value for customers from all round.



# All-round security Configuration

Within their homes, within inches, examples of cutting-edge technology. Bring home the extraordinary wisdom of the experience.

- ⊕ Prolong mechanism of opening time
- ⊕ 3D light-curtain protection system
- ⊕ Over-load inspection device
- ⊕ Electrically loose the brake upon any trouble
- ⊕ Inching type electronic brake
- ⊕ Original speed detection version
- ⊕ Old-people fall-over detection (optional)
- ⊕ One-key calling system
- ⊕ ARD emergency automatic rescue upon power failure
- ⊕ Idle home landing function
- ⊕ Repeated door opening / closing function
- ⊕ High precision magnetic grating transducer positioning
- ⊕ Emergency lighting
- ⊕ RGB lighting atmosphere lamp (optional)







I'm going to the  
second floor.

# Intellectual life Considerate caring

Intellectual household system utilizes Web of Things, artificial intelligence, big data. Through Web of Things platform, it changes the traditional elevators into intellectual web elevators. Scene combines with ecological services. It provides vast users with a full set of software and hardware solution plans. It creates an intellectual family. It tailor-makes the users' happy lives.

## + Long-distance monitor(Optional)

It applies the advanced sensor technology to collect real-time running data. It adopts GPRS+GSM communication mode to transmit the data to monitor center. It is a comprehensive elevator supervision platform that fulfills trouble pre-warning and alarm, rescue upon trapped passenger etc.

## + Multiple call mode(Optional)

It can be configured with face recognition, voice call, gesture call, mobile phone app control and other diversified call modes, comprehensively considering a variety of elevator situations, freeing hands and providing convenience.

## + Old-people fall-over recognition alarm (optional)


If passenger falls over in elevator, passenger can not positively lets the elevator send the command, then elevator makes intellectual recognition. Later it pre-warns the housing property management unit. Elevator makes automatic home landing. It opens to wait for rescue.



# Inherent Hoistway

Minimum top height

2900mm



The shallowest pit depth

225mm



It is more durable, corrosion resistant, and its overall strength is better than that of steel structure, with lower maintenance cost in the later period, and the elevator runs more smoothly.

- Compared with steel elevator, concrete hoistway elevator can reduce energy loss more.
- After conditioning the concrete structure shaft indoor measurement, make it not lower than 12~13 ℃, and reach the most comfortable environment.
- Adopt thin and thick hollow color steel plate structure and soundproof door-type light profile cavity structure, with good soundproof effect.



# Sightseeing Hoistway

Luxury wide space,  
the choice of atmosphere

With artistic aesthetics as the keynote  
To really integrate design and function into the elevator  
To meet the product needs in an all-round way,  
Realize the integration of well equipment,  
Whether it's delicate or luxurious,  
Or modern simplicity,  
Can be wonderful.

360° wide view

## Free customization

Follow one's heart  
Suitable for different  
home decoration styles

## Higher space utilization

Diversified layout  
Perfect for different  
architectural forms

## Brighter vision

Transparent and broad vision  
Discover beautiful  
home scenery



# Small Hoistway

## Free customization

Small and light  
Save valuable space for the building

## Low noise

Advanced mute technology  
Create a quiet home environment

## Energy saving

Practice the concept of sustainable development  
Inject health into the home







## Aluminum alloy shaft

### Characteristics of Aluminum alloy shaft

Integrated panoramic aluminum alloy frame, super-thin well frame, inner drive system, compact structure.

It has very low requirements to top floor and pit with high utilization rate of the well. It can adapt to multiple construction layout demands.



Aluminium alloy section

### Optional seal material



Transparent glass



Frosted glass



Brown glass




Blue star grey glass



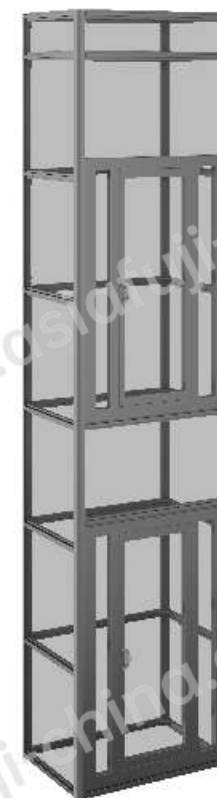
Rose gold



Champagne gold



White



Silver





### SFJ-H101



Ceiling: Mirror stainless steel, acrylic lighting, LED downlights  
 Car Wall: Hairline stainless steel, mirror-etched stainless steel,  
 one-piece overall control box  
 Handrail : None  
 Floor : PVC  
 Suggest car door: Hairline stainless steel



### SFJ-H102



Ceiling: Mirror stainless steel, acrylic  
 Car Wall: Mirror etched stainless steel, hairline stainless steel  
 Handrail : None  
 Floor : PVC  
 Suggest car door: Hairline stainless steel





SFJ-H103



Ceiling: Mirror stainless steel, acrylic

Car Wall: Bronze drawing board, mirror stainless steel

Handrail : None

Floor : PVC

Suggest car door: Mirror stainless steel or

bronze hairline stainless steel



SFJ-H104



Ceiling: Power steel light coffee, acrylic

Car Wall: Hairline stainless steel, mirror stainless steel etching,  
mirror stainless steel

Handrail : Stainless steel single tube

Floor :PVC

Suggest car door: Hairline stainless steel



SFJ-H105



Ceiling: Stainless steel frame, acrylic

Car Wall: Color stainless steel, make-up glass

Handrail : None

Floor : PVC

Suggest car door: Color stainless steel



SFJ-H106



Ceiling: Mirror stainless steel, painted steel plate, LED downlights

Car Wall: Wood veneer, rose gold etched stainless steel

Handrail : Flat armrest

Floor : PVC

Suggest car door: Rose gold stainless steel





SFJ-H107



Ceiling: Titanium mirror stainless steel, LED light  
 Car Wall: Titanium hairline stainless steel, titanium mirror etched stainless steel  
 Handrail : None  
 Floor : PVC  
 Suggest car door: Titanium mirror stainless steel



SFJ-H108



Ceiling: Mirror stainless steel, acrylic, LED downlight  
 Car Wall: Wood veneer, mirror stainless steel  
 Handrail : None  
 Floor : PVC  
 Suggest car door: Mirror stainless steel



SFJ-H109



Ceiling: Stainless steel frame, acrylic  
 Car Wall: Wood veneer, mirror stainless steel  
 Handrail : None  
 Floor : PVC  
 Suggest car door: Mirror stainless steel



SFJ-H110



Ceiling: Rose gold mirror stainless steel, mica stone  
 Car Wall: Wood veneer, mirror stainless steel, hard pack  
 Handrail : None  
 Floor : PVC  
 Suggest car door: Rose gold stainless steel or mirror stainless steel





SFJ-H111



Ceiling: Wood grain decorative frame, translucent acrylic  
 Car Wall: Wood veneer, mirror stainless steel  
 Handrail : Titanium stainless steel single tube  
 Floor : Marble  
 Suggest car door: Mirror stainless steel or wood board



SFJ-H112



Ceiling: Titanium mirror stainless steel, LED downlights, European dome light  
 Car Wall: Titanium mirror etching stainless steel, marble, titanium mirror stainless steel  
 Handrail : None  
 Floor : PVC  
 Suggest car door: Titanium mirror stainless steel



SFJ-H113



Ceiling: Rose gold hairline stainless steel, acrylic, LED downlights  
 Car Wall: Rose gold mirror etched stainless steel, marble, rose gold mirror stainless steel  
 Handrail : None  
 Floor : PVC  
 Suggest car door: Rose gold mirror stainless steel



SFJ-H114



Ceiling: Solid wood frame, acrylic  
 Car Wall: High soft leather bag, titanium etched stainless steel  
 Handrail : Advanced leather plus stainless steel  
 Floor : PVC  
 Suggest car door: Titanium hairline stainless steel





## SFJ-H115

Ceiling: Mirror stainless steel, acrylic lighting

Car Wall: Mirror etched stainless steel, safety laminated glass

Handrail : Stainless steel single tube

Floor : PVC

Suggest car door: Glass door or hairline door





SFJ-H116



Ceiling: Black titanium hairline stainless steel, acrylic transparent plate

Car Wall: Black titanium hairline stainless steel, glass

Handrail : None

Floor : PVC

Suggest car door: Glass door



SFJ-H117



Ceiling: Titanium gold mirror stainless steel, acrylic lighting, LED downlight

Car Wall: Titanium gold hairline stainless steel, glass

Handrail : None

Floor : PVC

Suggest car door: Glass door

Suggest car door: Glass door



SFJ-H118



Ceiling: White matte spraying steel plate, aluminium intermetallic frame(Champagne Gold), LED downlight

Car Wall: Aluminium alloy (Champagne Gold), glass

Handrail : None

Floor : PVC

Suggest car door: Glass door

Suggest car door: Glass door



SFJ-H119



Ceiling: Acrylic transparent plate

Car Wall: Aluminum alloy (Black), glass

Handrail : None

Floor : PVC

Suggest car door: Glass door

Suggest car door: Glass door



# COP&LOP



SFJ-C2301  
Standard



SFJ-L2301  
Standard



SFJ-C2302



SFJ-C2303



SFJ-C2304



SFJ-C2305



SFJ-L2302

## LOP Series



SFJ-L2303



SFJ-L2304



SFJ-L2305



SFJ-L2306



SFJ-L2307



SFJ-L2308



SFJ-L2309



# Landing Door Series



**SFJ-M001**  
Hairline stainless steel



**SFJ-M002**  
Glass with frame



**SFJ-M003**  
Rose gold etched stainless steel



**SFJ-M007**  
Rose gold hairline stainless steel, glass



**SFJ-M004**  
Champagne gold etched stainless steel



**SFJ-M005**  
Champagne gold mirror etched stainless steel



**SFJ-M006**  
Bronze etched stainless steel



**SFJ-M008**  
Black titanium hairline stainless steel, frosted glass






# Other decoration

## Ceiling series



**SFJ-D001**

Mirror stainless steel, LED light



**SFJ-D002**

Mirror stainless steel, acrylic light-emitting panel



**SFJ-D003**

Wood frame, metal decoration strip, hidden lamp, LED light



**SFJ-D004**

Wood frame, metal decoration strip, hidden lamp



**SFJ-D005**

Black titanium stainless steel, light-emitting cloud-film, LED light



**SFJ-D006**

Wood frame, rose gold mirror stainless steel, ceiling lamp

## Handrail series




**SFJ-FS001**

Mirror stainless steel



**SFJ-FS002**

Hairline stainless steel, champagne gold hairline stainless steel



**SFJ-FS003**


Hairline stainless steel flat handrail



**SFJ-FS004**

Solid wood+titanium gold hairline stainless steel

## Floor series



**SFJ-DB001**



**SFJ-DB002**



**SFJ-DB003**



**SFJ-DB004**



**SFJ-DB005**



**SFJ-DB006**



**SFJ-DB007**



**SFJ-DB008**



# Perfect function

## Safety function

Fault detect & rescue

Motor overheat protection

Automatic fault diagnostic

Inverter overheat protection

Over current protection

Over load protection

Anti reverse protection

Slip protection

Overrun protection

Main circuit fault protection

Door block protection

Entrance light curtain protection

Safety circuit protection

Change landing floor

Automatic adjustment after power recover

Emergency landing rescue

Rescue by telephone call

Running times counting

## Comfortable function

Into/go out of cabin

Door open button

Door close button

Light curtain protection

Misuse protection

Cancel call by double click

Call for the other direction

Comfortable ride

Illumination in cabin

Ventilation in cabin

Arrival indication

Optimized speed curve

Background music/voice announcement

Special function

Handicapped function (braille button, voice prompt)

Through door control

Selective landing floor

Handicapped door open protection

## Control function

Automatic door opening

Adjustable door open time

Inspection operation

Test operation

Auto home

Fault memory

Shaft information self learning

## Information function

Information at landing

Running direction display

Car position display

Indication of registered call

Fault warning

Information in cabin

Indication of registered call

Running direction display

Floor number display

Overload warning

Fault warning

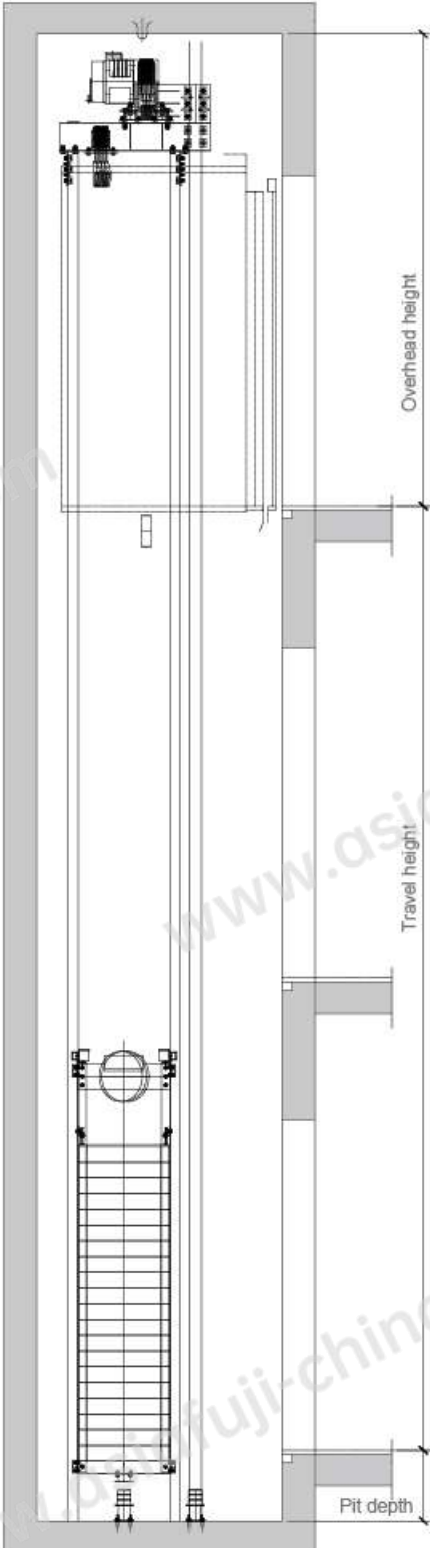
Remark: Please refer to technical documents and contact our sales person for details.



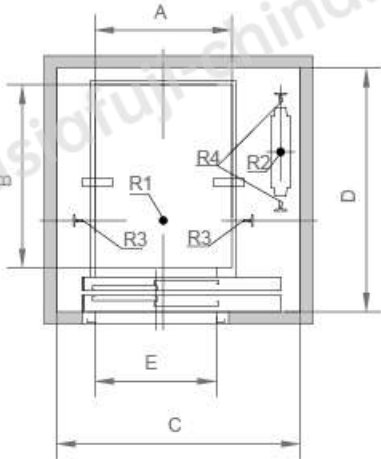
# Traction villa elevator construction sketch

# Steel belt style villa elevator construction sketch

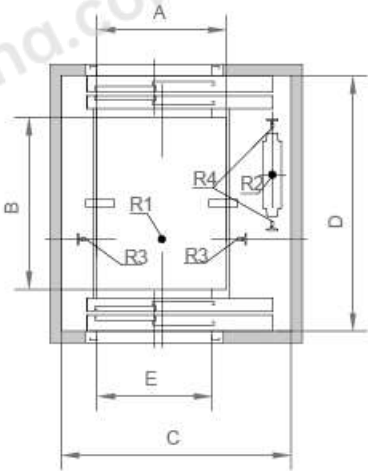
Shaft (Counterweight side placement)



shaft plain drawing(Single door opening)



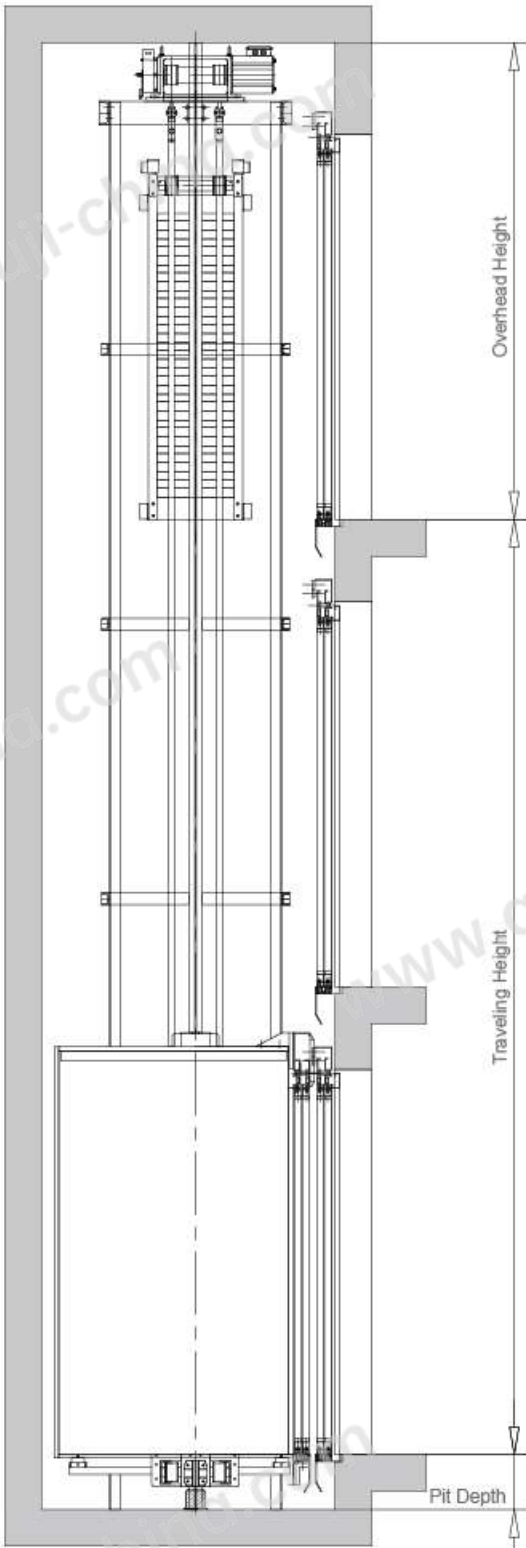
shaft plain drawing(Through door opening)



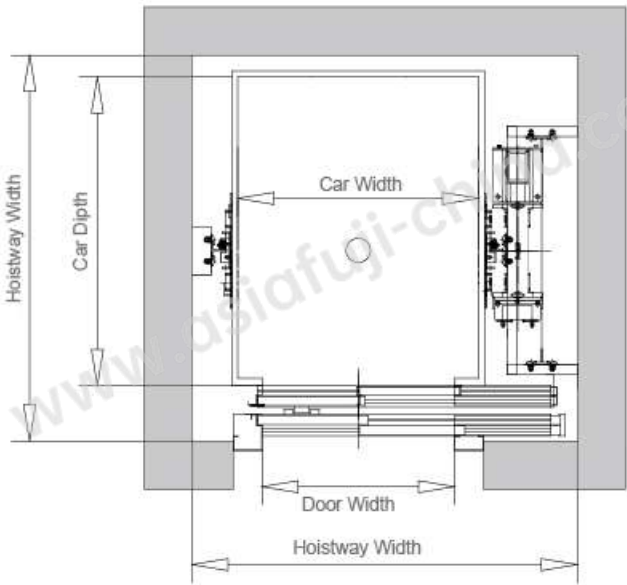
Load(kg)	260	320	400
Rated speed(m/s)	0.4	0.4	0.4
Car size(mm)	900x1000	950x1200	1100x1200
Door-opening size(mm)	650x2000	700x2000	750x2000
Door opening mode	Center opening	Center opening	Center opening
Shaft size(mm)	1500x1300	1550x1500	1700x1500
Pit depth(mm)	400	400	400
Overhead height(mm)	3000	3000	3000

Not: Only for reference, final manufacture please follow contract.

Hoistway elevation 1:40



Hoistway plan 1:20



Load(kg)	260	320	400
Rated speed(m/s)	0.4	0.4	0.4
Car size(mm)	900x1000	950x1200	1100x1200
Door-opening size(mm)	650x2000	700x2000	750x2000
Door opening mode	Center opening	Center opening	Center opening
Shaft size(mm)	1500x1300	1550x1500	1700x1500
Pit depth(mm)	300	300	300
Overhead height(mm)	2800	2800	2800

Not: Only for reference, final manufacture please follow contract.



# After-sale Service



Professional team



Service line



Convenient service



Professional maintenance

## Offering best solution

We firmly believe that superior quality is not the only factor to make a product reach a perfect level. Only with a high-standard service assurance can truly create the maximum value for our customers and customers can indeed enjoy the beyond-value service brought by this product. With the service concept of "ubiquitous service, all for customers", we provide after-sale service guarantee for 24 hours a day, 365 days a year.

Standardization: Globally unified service standard, designed to provide you with professional services

Professionalization: Well-trained service team to provide you with a full range of service solutions

Systematization: Strict and complete service process to ensure perfect service is close to you

Personalization: Hierarchical service scheme, close to your needs, win value for you

