



Jinan Tuhe Heavy Industry Machinery Co.,Ltd.

# K600 TRACTION HOME LIFT


Make  
Your Living More  
Comfortable

**WWW.TUHELIFT.COM**

Add: No.2117 Xinluo Street, Lixia District, Jinan City,  
Shandong Province

Tel: +86-17753131021

E-mail:admin@sdtuhe.cn



# Table of CONTENTS

01-08

K600 Traction Home Lift

09-14

Standard Configuration

15-20

Optional Configuration

21-22

Basic Information



# K

## K600 TRACTION HOME LIFT

Make your living  
more comfortable



Decor Can Be  
Customized



Multiple Security  
Mechanisms





# Decor Can Be Customized

“MAKE YOUR ELEVATOR UNIQUE AND UNIQUE”



We not only focus on providing high-quality home elevators, but also provide customized decoration services.

Ceiling

Car Wall

Integrated Control Box

Car Door

Floor


We are well aware of the importance of car interior decoration in increasing comfort and beauty, so we provide each customer with personalized design solutions to make your elevator unique and show your personality and taste.



# Multiple Security Mechanisms




We are committed to providing our customers with safe and reliable elevators. We insist on selecting high-quality accessories and materials, we ensure that each elevator will be under testing and quality control to meet your needs and expectations.



## Door Machine

It adopts permanent magnet synchronous motor, fully closed-loop servo control technology, high efficiency, energy saving and environmental protection. It adopts integrated car door lock knife (OMS106) to truly realize the synchronous opening and closing of the hall car door.



## Light Curtain Protection

Light curtain protection can promptly detect objects entering the elevator door area to avoid pinch accidents, protect passenger safety, and improve comfort and convenience.



## Gearless Traction Machine

### Energy-saving

Low heat loss, operating costs and minimum working efficiency up to 95%. Traditional savings of 40% compared with conventional technology.

### Smooth running

High precision manufacturing, running smoothly and comfortable. Combined with precise speed control and fully controlled closed loop VVVF drive system, it can make the stop and level very smooth and accurate.

### Stable and durable

We adopt strict design standards and we use a minimum number of moving parts to ensure the elevator stability and continuity.

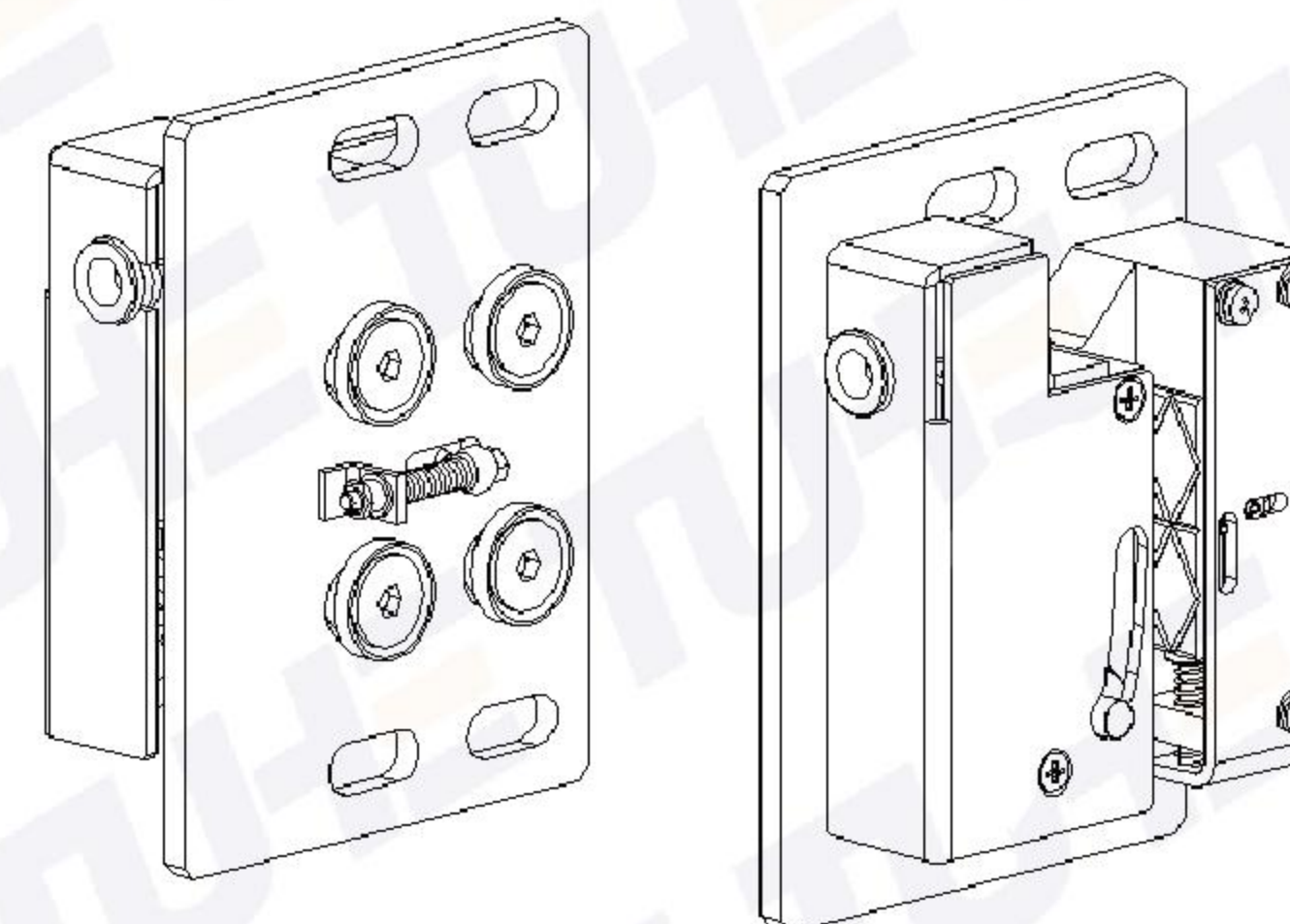
### Environmental protection

Because the gearless tractor does not need complex lubrication system, it completely solves the problem of environmental pollution caused by the oil leakage of the traditional tractor and meets the requirements of maintenance free and environmental protection of the motor.



## Magnetic Leveling Device

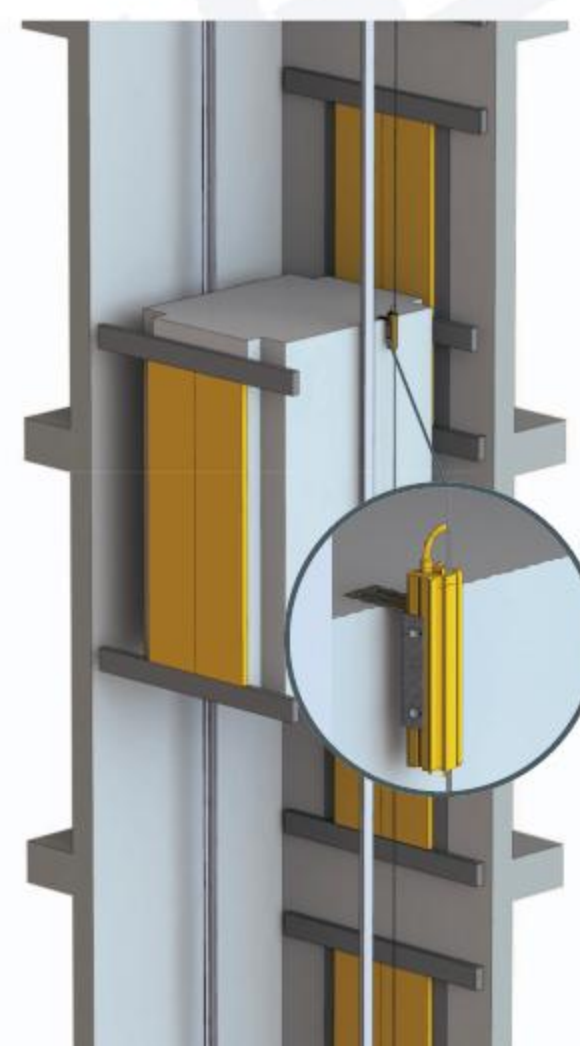
## Electromagnetic Safety Gear



German ELGO magnetic scale-absolute position shaft measurement system LIMAX2M is equivalent to a combination of speed limiter + photoelectric switch + end station switch, with a control accuracy of 0.1mm.

It requires very little installation space, and dust, dirt and even black smoke will not affect the effect.

Even under humid and high temperature conditions, the system can operate stably and has the advantages of long service life and maintenance-free.



Electromagnetic safety gear is an elevator safety device based on the principle of electromagnets. Compared with hydraulic safety gear and mechanical safety gear, smoother braking effect, faster reaction speed.





# STANDARD CONFIGURATION




Focus on  
home elevators



Standard  
Car color








Standard 10-inch touch screen COP, can play music, control lights and fans, and supports phone dialing and voice calls, so you can enjoy the life of smart technology.



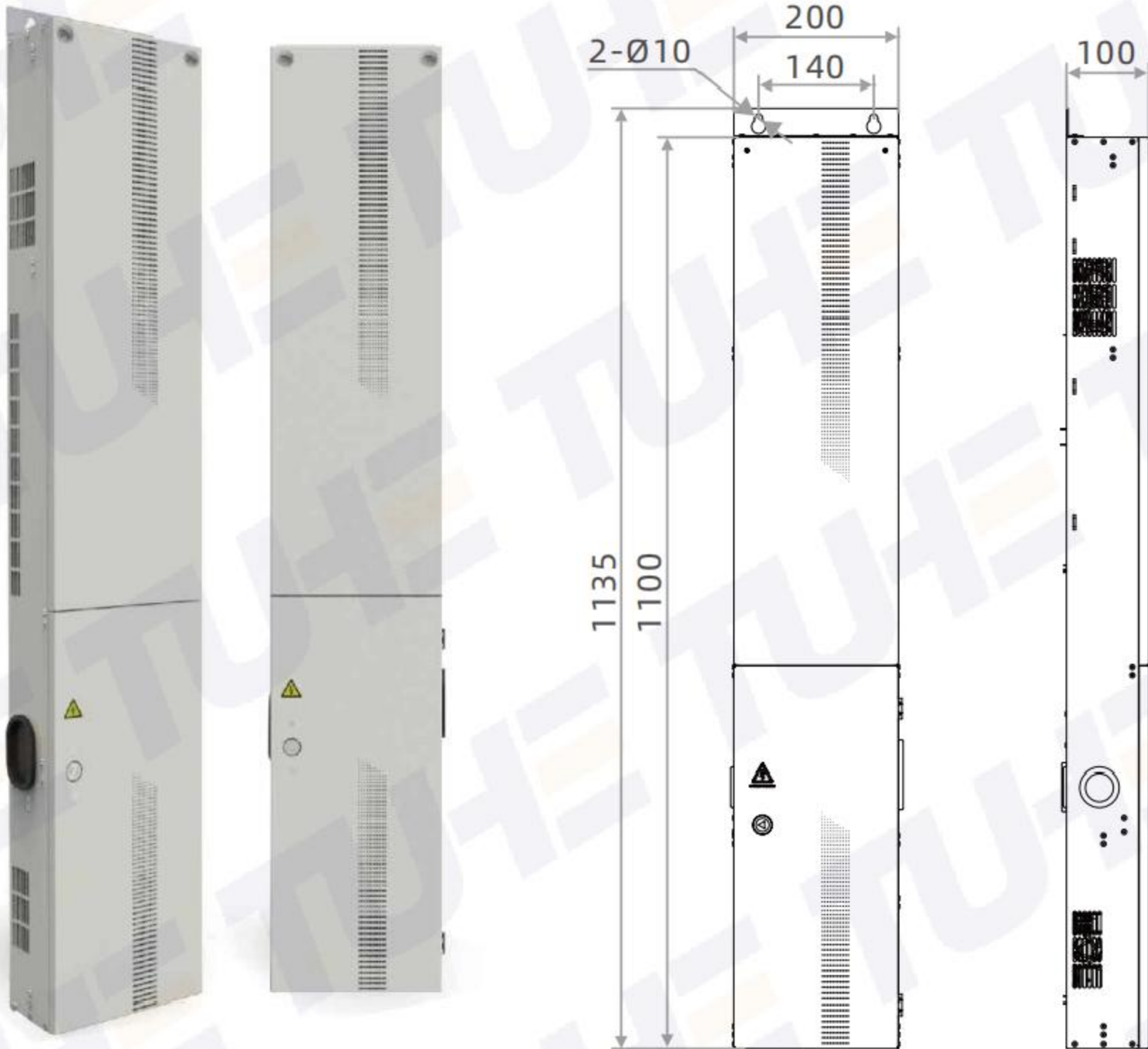




Standard Automatic Sliding Door



Standard Control Cabinet



BUILT IN ARD



INTELLIGENT RELEASE POWER SUPPLY



SAVING MORE SPACE



CONTACTORLESS CONTROL



LOWER NOISE



# OPTIONAL CONFIGURATION



FOCUS ON  
HOME ELEVATORS



Stainless  
Steel Car








Optional  
Car Ceiling



Optional  
Car Floor(marble)




Optional  
Automatic Sliding Door







Automatic Double Swing Door



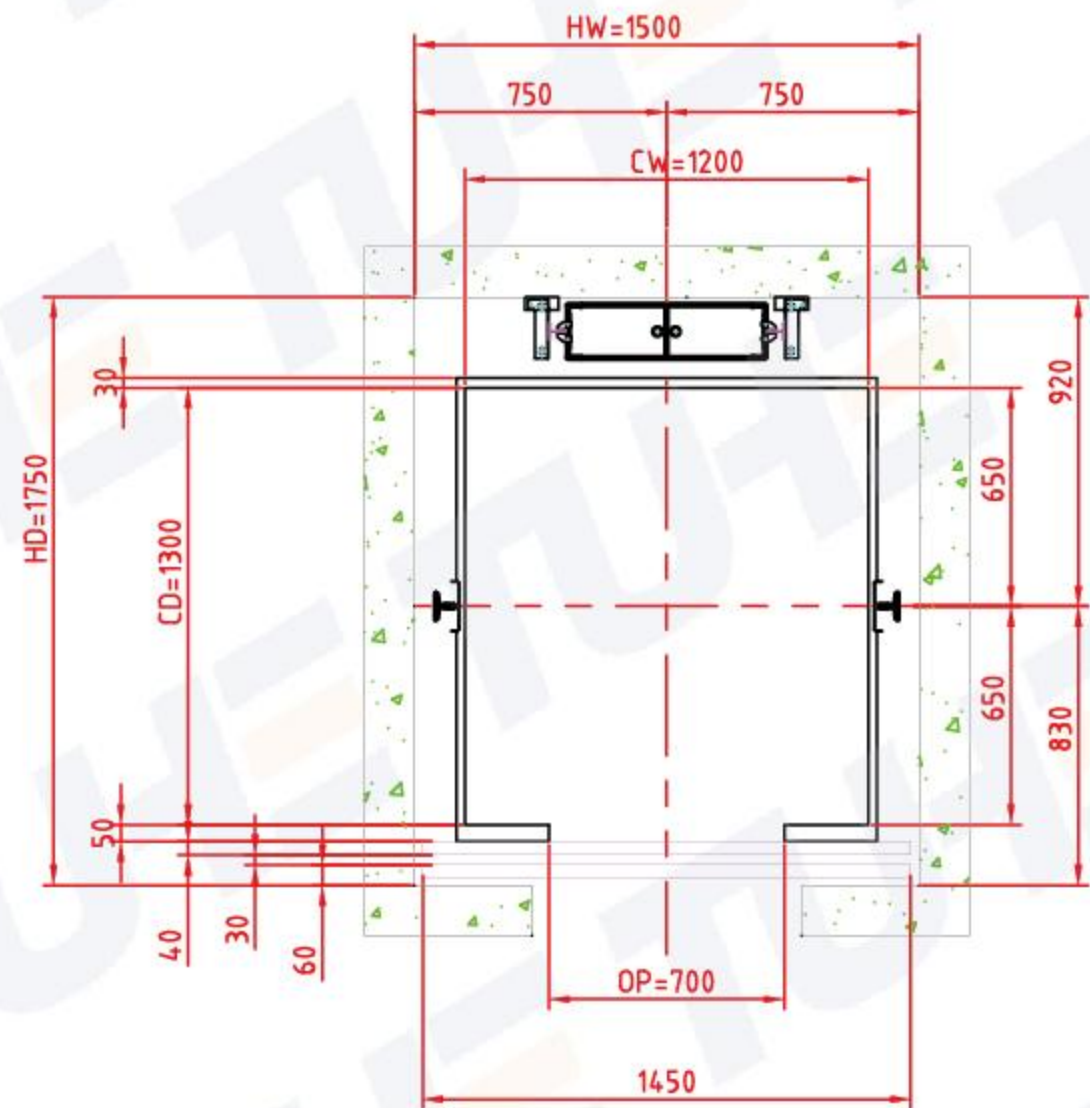
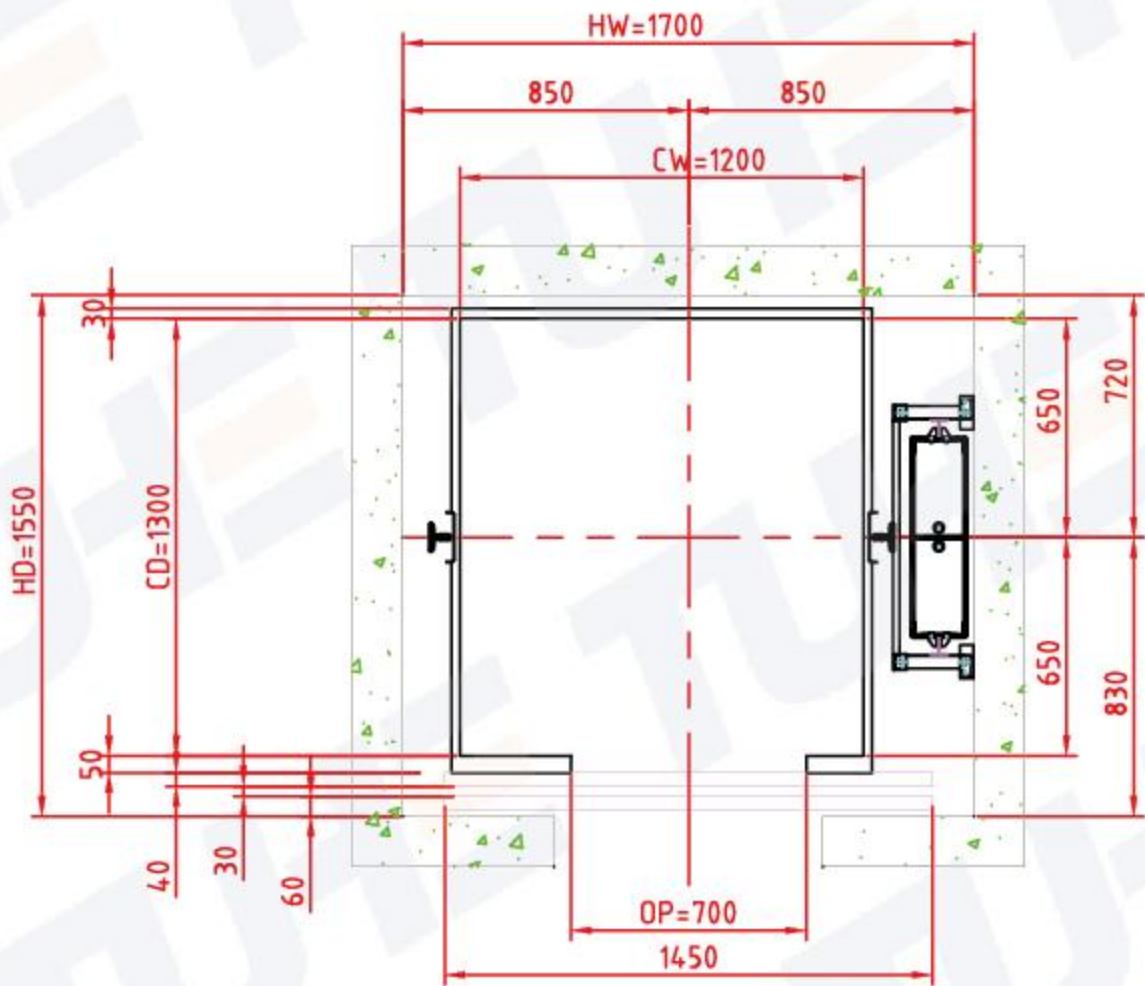
Automatic Single Swing Door





Glass Shaft

Overhead ≥2800mm    Car clear height 2100mm



K600 Traction Home Lift Parameter

System	No.	Name	Brand	Origin
Traction system	1	Traction Motor	MATO	Zhejiang,China
	2	Belt	Gaosheng	Tianjin,China
	3	Guiding Wheel Group	Tuhe	Suzhou,China
	4	Rope Head	Tuhe	Suzhou,China
Electric system	5	Controller	Hpmont	Shenzhen, China
	6	Interface	Hpmont	Suzhou,China
	7	Door Machine	Ouling	Ningbo,China
	8	Landing Door Device	Ouling	Ningbo,China
	9	Door Sheet	Tuhe	Suzhou,China
	10	Door Pocket	Tuhe	Suzhou,China
Security protection system	11	Magnetic Leveling Device	ELGO	Germany
	12	Safety Gear	Huning	Zhejiang,China
	13	Tensionor	Green Shield	Shanghai,China
	14	Extreme Protection	Tuhe	Zhejiang,China
Guidance system	15	Guide Rail	Montefero	Zhejiang,China
	16	Guide Rail Shoe	Tuhe	Suzhou,China
	17	Guide Rail Frame	Tuhe	Suzhou,China
Car system	18	Car Frame	Tuhe	Suzhou,China
	19	Car	Tuhe	Suzhou,China