



Jinan Tuhe Heavy Industry Machinery Co.,Ltd.

N800 TRACTION PLATFORM LIFT

Make
Your Living More
Comfortable

WWW.TUHELIFT.COM

Add: Building 2, Sanqing Qisheng Square,
Lixia District, Jinan, Shandong,China

Tel: +86-17753131021

E-mail:admin@sdtuhe.cn





Table of CONTENTS

01-08

N800 Traction Platform
Lift

10-19

Standard Configuration

20-22

Optional Configuration

23-24

Basic Information

N

N800 TRACTION PLATFORM LIFT

Make your living
more comfortable

N800 model is a special high-end platform lift, it has no cabin wall so the usable space is bigger.

The minimum install space only 0.8m².

Shaft no need welding and bolts are hidden.



Quick Installation Module Design



The N800 series home elevators are compact and powerful, easy to intergrate into any decoration style. It will upgrade your home and provide you with a warm and free space.



● Intergrated Aluminum Shaft

Exquisite Like Furniture




We not only focus on providing high-quality home elevators,
but also provide customized decoration services.

“MAKE YOUR
ELEVATOR
UNIQUE AND UNIQUE”

$\geq 0.8m^2$ LW800*LD950(OP700)
 $\geq 2.3m$ Top floor height

Intelligent Interactive Convenient Operation

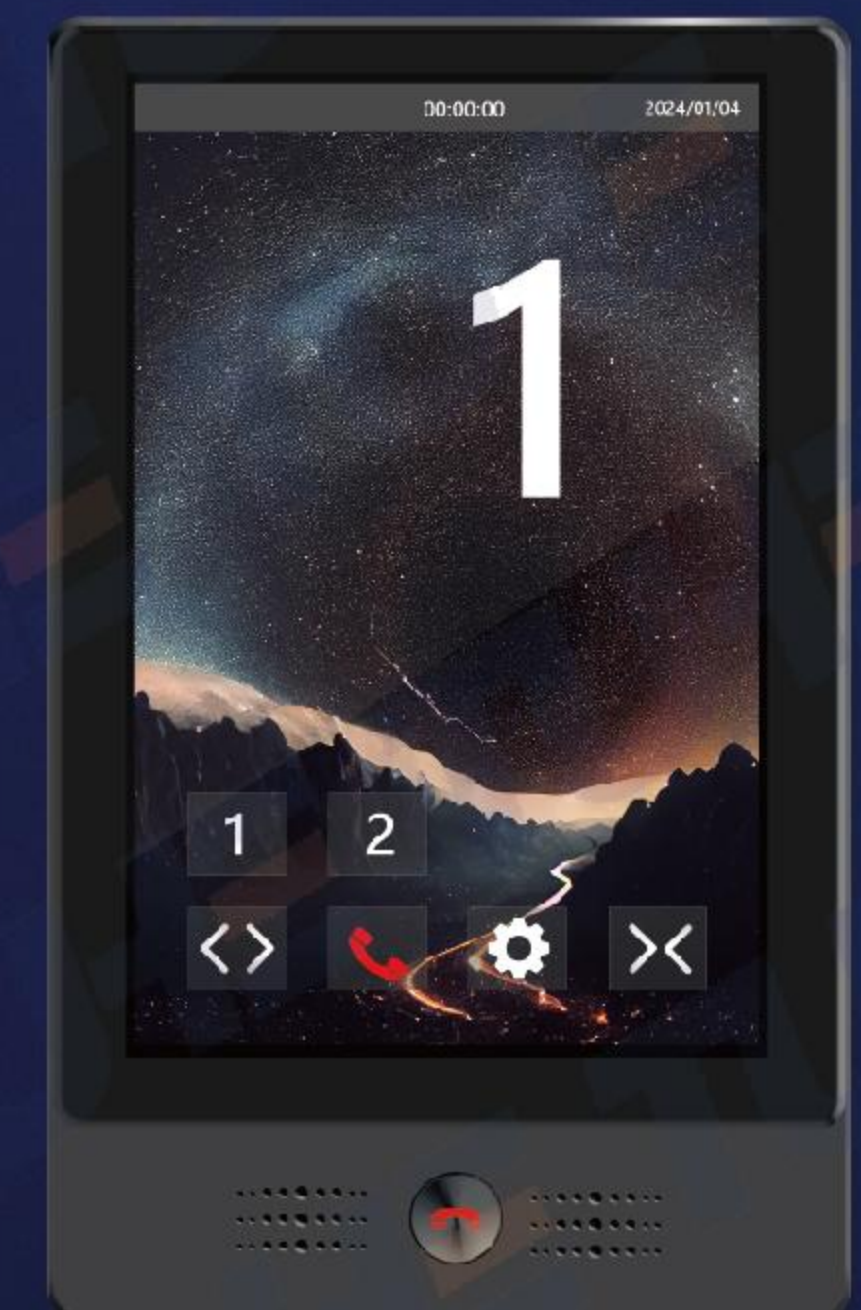


OPTIONAL FEATURES

- Play Music
- Child Lock
- Set Password
- Set Screen Wallpaper
- Emergency Call
- Maintenance Information

Optional COP

Super large screen multimedia display, cooperate with internal intelligent interactive interface. It is simple and easy to operate, and lets all family be able to use easily.



Multiple Security Mechanisms




 **Up and down protection device ensure reliable running**

The elevator is equipped with a safety touch panel, which will trigger a protective brake if the movement exceeds a certain range.

 **Absolute grating position protector**

The elevator is equipped with a safety touch panel, which will trigger a protective brake if the movement exceeds a certain range.

 **Shaft self-learning**

Under the maintenance condition, it runs upward from the lower limit switch to the upper limit switch, and measures the position of the door zone and the position of the shaft switch on each floor, and saves the data permanently.

 **Power failure automatic rescue calmly deal with accidents**


The elevator is equipped with a safety touch panel, which will trigger a protective brake if the movement exceeds a certain range.

STANDARD CONFIGURATION



Focus on home elevators





standard LED board

(Original picture customization available)



Standard Car color



The above color matching is for reference only, the actual color is subject to the color card we provide.

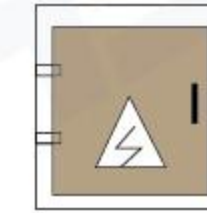



Standard Car Ceiling

● Water corrugated stainless steel and light strip



Standard Car Floor



Standard Control Cabinet



SAVING MORE SPACE



BUILT IN ARD



INTELLIGENT RELEASE POWER SUPPLY




CONTACTORLESS CONTROL




LOWER NOISE




Fully modular integrated control cabinet, smaller volume and can be hung on the shaft, saving more space. Built in ARD, intelligent release power supply, contactorless control technology. Enjoy a more silent and safety life.


Standard LOP
 (Touch screen)


Standard COP
 (Touch screen)






Automatic Single Swing Door



Automatic Double Swing Door





Manual
Landing Door



OPTIONAL CONFIGURATION



FOCUS ON
HOME ELEVATORS





Optional Car Ceiling




Slate Backboard




● Dynamic Meteor Sky



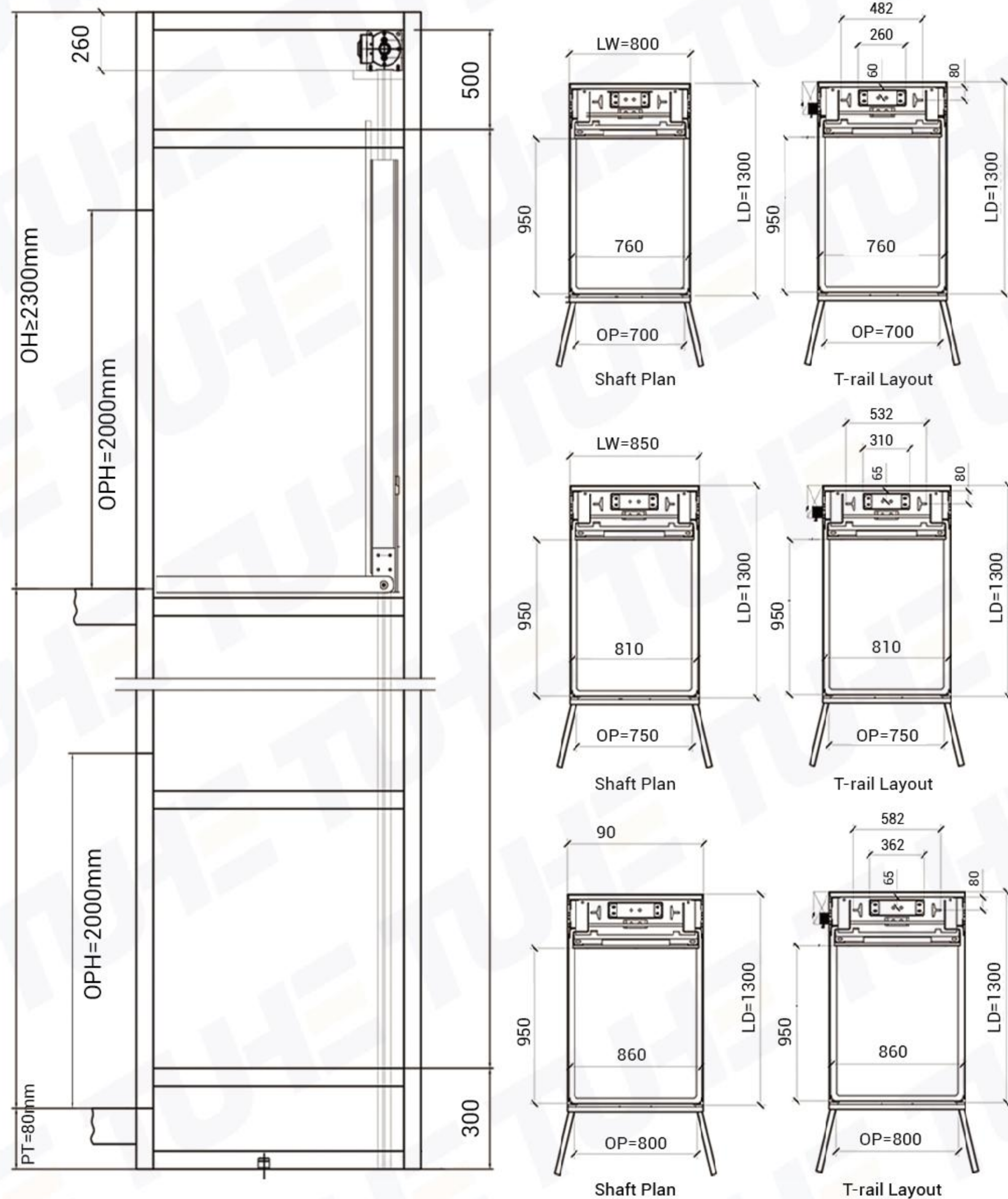
● Constellation Series



● Starry Sky Top



■ N800 Platform Lift (Partial dimension diagram)



■ Standard Function

No.	Function	No.	Function
01	Touch anti-collision	10	Platform touch-stop sensor
02	Manual rescue	11	Smart self-inspection
03	Emergency calling	12	Child lock (optional)
04	Automatic energy-saving	13	Voice station broadcast
05	ARD	14	Return to base station
06	Smart reminder	15	Fault detection
07	Overload warning	16	Shaft self-learning
08	Emergency lighting	17	Direction display
09	Position indicator	18	Full load non stop

■ Basic Specifications

Model	800	LOP	Touch screen
Shaft	Aluminum alloy	Motor	AMNEO
Shaft glass	5+5 laminated glass	Encoder	HEIDENHAIN
Car floor	PVC	Traction medium	Steel belt
Car board	Acrylic	Controller	Hpmont
Light strip	Soft LED	Leveling device	Absolute grating scale
COP	Touch screen	Load cell	Xi'an Excellent
Rail	T78/B		